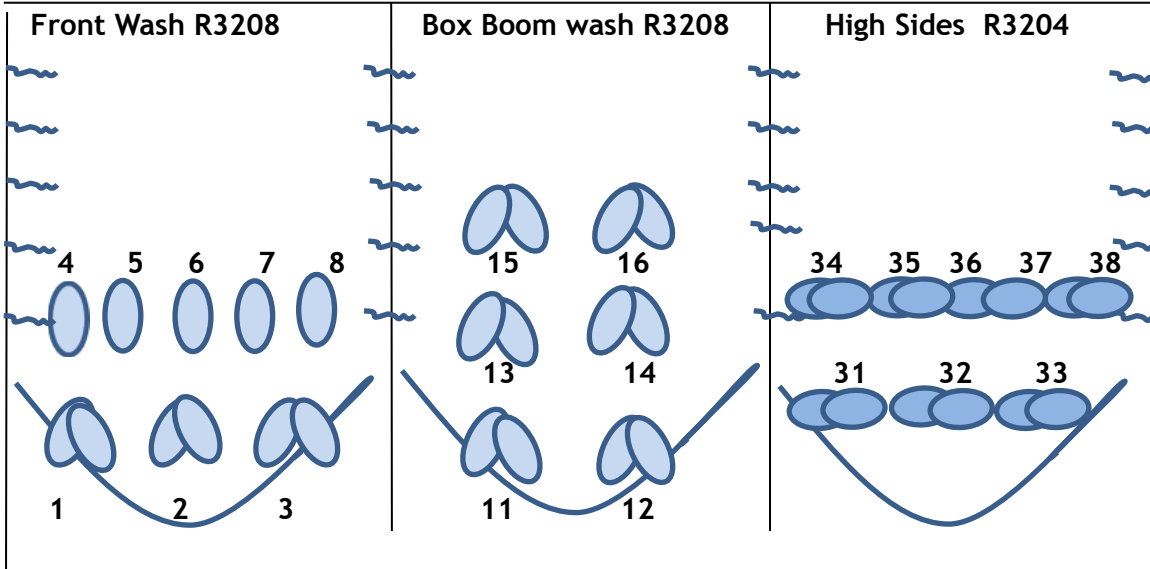



House Hang 2019

Washes - may be recoloured

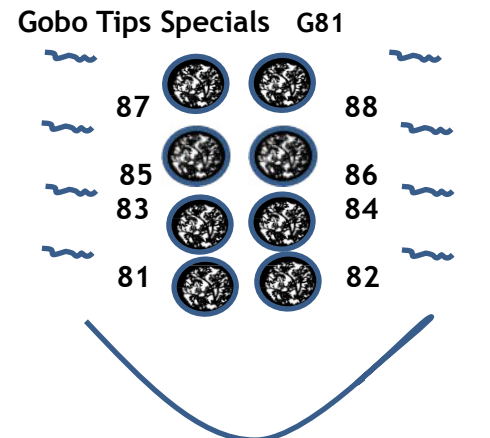
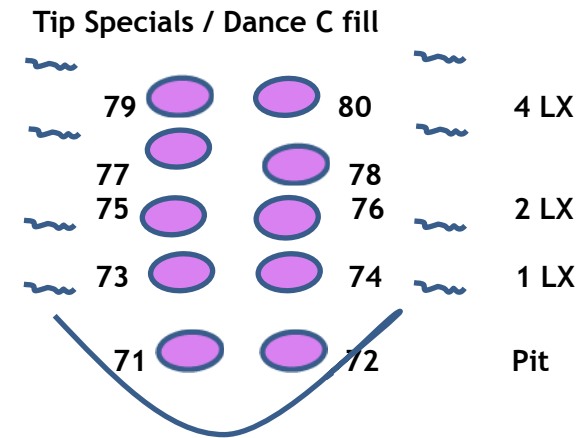
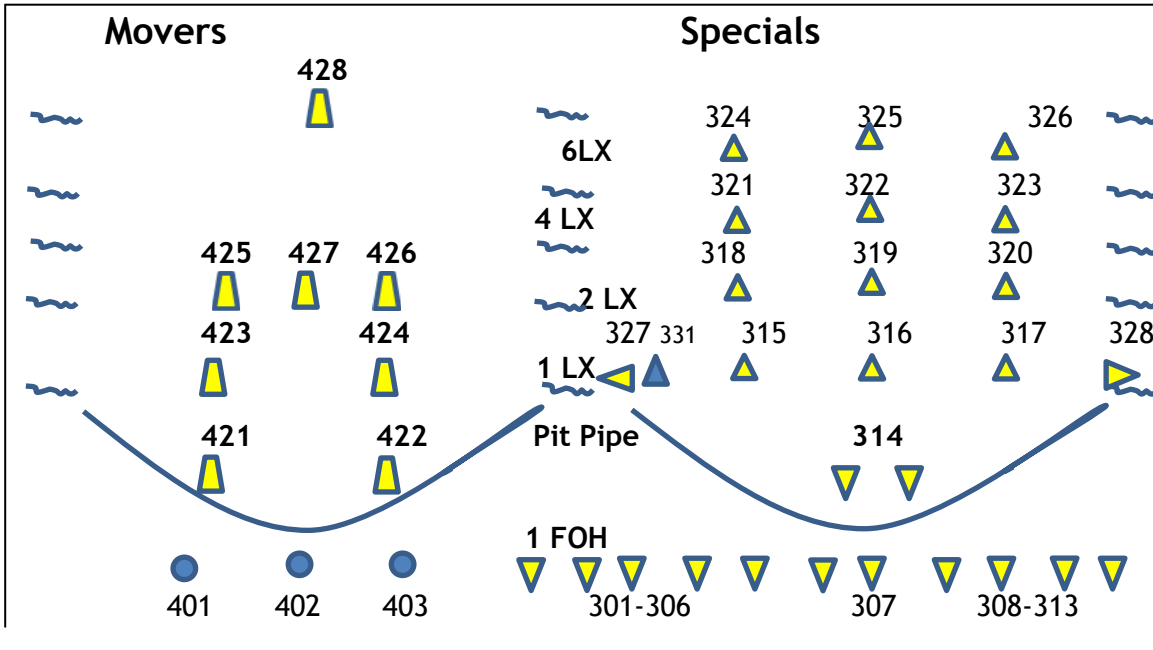


<p>House 400 addresses 397-402 Curtain Warmers 351 VRS Gobo 353</p>	<p>Works 382 addresses 382, 383, 67 Sound Panels 352 Balcony Rail Gobos 354</p>
---	---

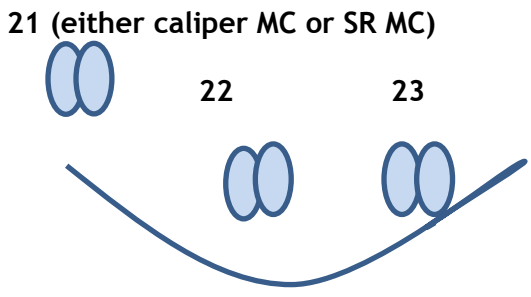


Specials - may not be exactly as shown due to prior show configuration

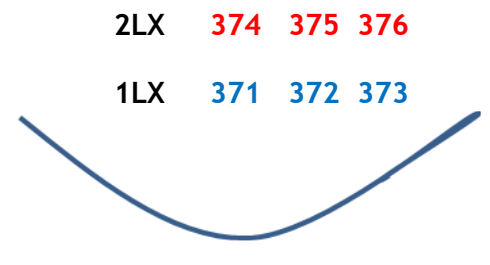
▲ VL 100ts 421-428
 ● Icue w iris 401-409
 ▶ Special



MC specials w Iris from 3FOH R3208











Lustr2 Bax/ specials DS coverage



Par Backs may not be coloured as shown

Par High Sides

 R3220						ctb R3204						
118	117	116	115	114	113	7LX	179	178	177	169	168	167
112	111	110	109	108	107	5 LX	176	175	174	166	165	164
106	105	104	103	102	101	3 LX	173	172	171	163	162	161
 cool R80				G141				warm 3407				
138	137	136	135	134	133	7LX	159	158	157	149	148	147
132	131	130	129	128	127	5 LX	156	155	154	146	145	144
126	125	124	123	122	121	3 LX	153	152	151	143	142	141
<p>Cyc</p> <p>R80 Blue 189-191 Indigo 181-183</p> <p>R3220 CTB 193-195 Blue 185-187</p>												

Booms (if installed by show)

Shin Boom			Waist Boom		
SR		SL	SR		SL
237		238	247		248
235		236	245		246
233		234	243		244
231	caliper	232	241	caliper	242

Head Boom		
SR		SL
257		258
255		256
253		254
251	caliper	252

LINESET SCHEDULE PLAYHOUSE

House Hang 2019

Lineset	Purpose	Distance from DSC line
0	pit pipe MAIN CURTAIN	2'6" DOWNSTAGE from DSC pit line (trim @ 21'6")
1	empty pipe	1' upstage of DSC pit line (does not fly)
2	1 LX	4' UPSTAGE of DSC pit line, 1' 6" upstage of curtain
3		5' UPSTAGE from DSC pit line (trim @ 22')
4		
5	border	7' (trim @ 19')
6	leg	7'6" 40' opening (leg pipe sits at 22')
7	picture sheet	8' front projection 20' by 32' (max out @ 22')
8		
9	2 LX	9' 2 soca, data, data pwr/VL pwr (trim @ 22')
10		
11	'oleo'	10'6" black traveller with fullness (out trim @ 22')
12		
13		
14	3 LX	12' Par pipe (trim @ 23')
15		
16		
17	border	13'6" (trim @ 19')
18	leg	14'
19		
20	4 LX	15' 2 soca, data, data pwr/VL pwr (trim @ 22')
21		
22	midstage traveler	16'6" black traveler drape, flat (out trim @ 22')
23		
24		
25	5 LX	18'6" Par Pipe (trim @ 23')
26		
27	border	19'6"
28	leg	20'
29		
30		
31	6 LX	21'6" 2 soca, data, data pwr/VL pwr (trim @ 22')
32		
33		
34	7 LX	24' Par Pipe (trim @ 23')
35		
36	border	25' (trim @ 17')
37	leg	25'6"
38	scrim pipe	
39	white cyc	26'6" (max out trim @ 18'6")
40		
41		
42	cyc LX	32'
43	blackdrop	32'6"

LADDERS

Four ladders left and right trimmed at 9' height (they track from downstage 5'6" to upstage 26'). They fly out to maximum 26' to bottom pipe.

GERMANS

German masking both left and right stage to complete 'black box' to height of 23'.